

IRRM—Infrared Mini Receiver Instruction Manual

The IRRM is a mini infrared receiver with status and activity LED indicators and connects to the IRB1 infrared connecting block.

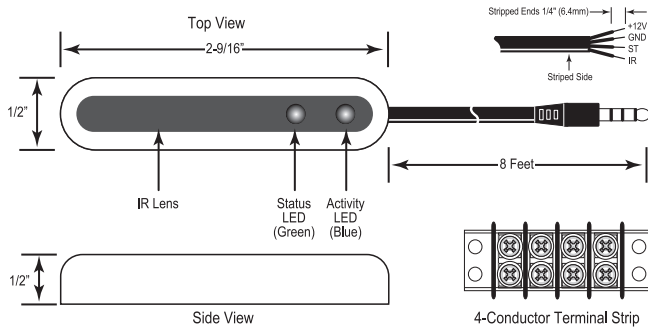


Figure 1.

Features:

- Status indicator has a green LED for system on/off indication.
- Activity indicator has a blue LED indicates IR signal activity in a completed circuit with an emitter.
- Requires power supply, connecting block and emitters for proper IR repeater operation.
- Attaches to any flat surface using the included double-sided tape. The tape may be applied to the bottom flat surface of the IRRM to accommodate the installation.
- Power (12V DC @ 6 mA) supplied from connecting block.
- IR lens rejects visible light interference.
- Crosshatch shield (internal) inhibits EMI/ESI interference.
- Carrier frequency acceptance range is 28 to 90 kHz.
- Control range is up to 25 feet, depending on remote strength and ambient noise conditions. Control angle $\pm 30^\circ$ off axis.

Specifications:

- Use 4-conductor (minimum) 24 gauge unshielded solid or stranded copper wire up to 1200 feet (Cat5E), 22 gauge up to 2000 feet, 20 gauge up to 3000 feet and 18 gauge up to 5300 feet for room-to-room wiring.
- 5300 feet with 18 gauge maximum recommended cable length.
- Dimensions: 2-9/16" (65mm) L x 1/2" (13mm) W x 1/2" (13mm) D.

System Connection (Typical)

1. Mount the IRRM in a recessed cabinet area or under a shelf, using the two-sided adhesive tape supplied.
2. Plug the IR Receiver and Emitters into the IRB1 infrared connecting block using one of the three options shown in Figure 2.
3. Plug in the power supply and refer to the multi-room connection shown on the reverse side for other connections.

Other Destination Audio IR Products:

- (IRK1) IR Kit
- (IRB1) IR (1 Zone) Connecting Block
- (IRE1) IR Emitter (Single)
- (IRRP) IR Plasma Receiver
- (IRRW) IR Wall Mount Receiver
- (IRPS1) Power Supply 12V DC, 200mA

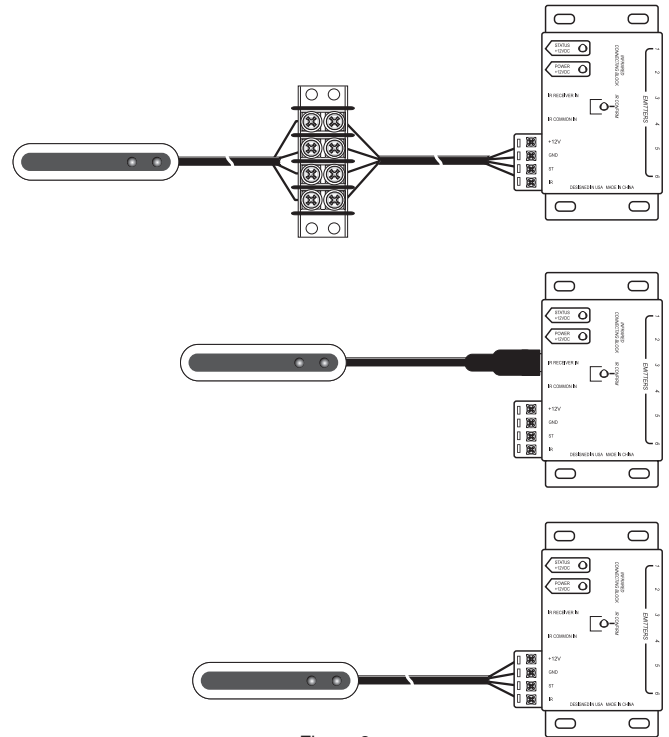


Figure 2.

Other Destination Audio IR Products: (Continued)

- (IRRS) Flush Mount Receiver
- (VC100RI) IR Impedance Matching Rotary-type Volume Control
- (VC100SI) IR Impedance Matching Slider-type Volume Control

Limited Warranty:

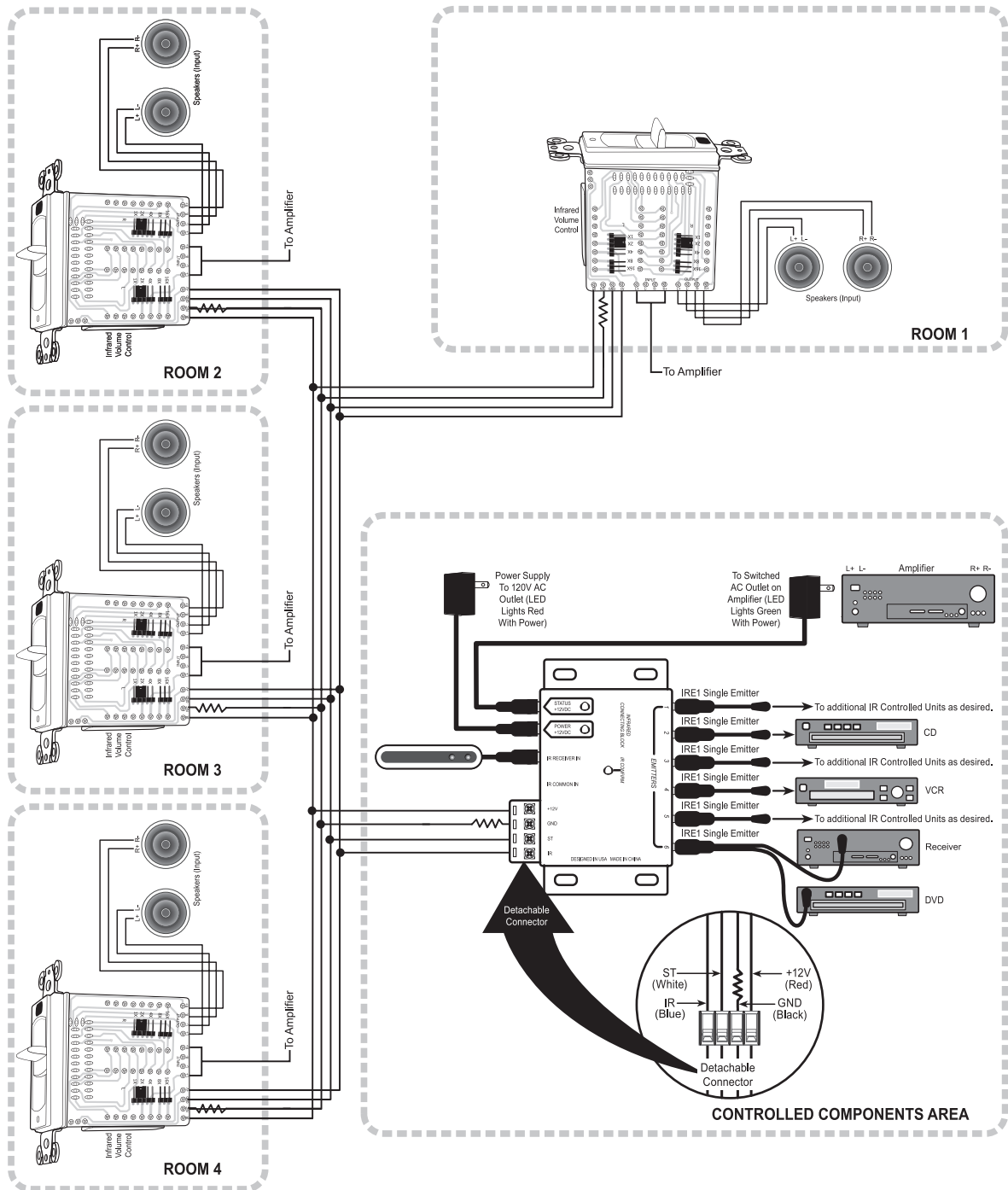
Your Destination Audio IRRM Infrared Mini Receiver and other IR products are covered by a limited warranty against defects in materials and workmanship for a period of 1 year from the original date of purchase. This warranty is provided by the authorized Destination Audio dealer where the product was purchased. Warranty repair will be performed only when your purchase receipt is presented as proof of ownership and date of purchase. Defective parts will be repaired or replaced without charge by your dealer's store or the location designated by your dealer authorized to service Destination Audio products. Charges for unauthorized service and transportation cost are not reimbursable under this warranty. This warranty becomes void if the product has been damaged by alteration, misuse or neglect. Destination Audio assumes no liability for property damage or any other incidental or consequential damage whatsoever which may result from the failure of this product. Any and all warranties of merchantability and fitness implied by law are limited to the duration of this express warranty. Some states do not allow limitations on how long an implied warranty lasts, so the above limitations may not apply to you. Some states do not allow the exclusion or limitation of incidental or consequential damages, so the above limitation or exclusion may not apply to you.



382 Marshall Way, Layton, Utah • USA • 84041 • Toll Free: (800) 543-2205 • Fax: (801) 543-3300 • www.destinationaudio.com

It is Destination Audio policy to continuously incorporate improvements into products; all specifications are subject to change without notice. Copyright © 2009 Destination Audio. All Rights Reserved.

IRRM—Infrared Mini Receiver Instruction Manual



The above example is a multi-room system using one IRB1 Connecting Block for infrared control of a common whole-house audio system. This type of connection permits IR receivers (or keypads if used), located in each room, to control the various components used in the system



382 Marshall Way, Layton, Utah • USA • 84041 • Toll Free: (800) 543-2205 • Fax: (801) 543-3300 • www.destinationaudio.com

It is Destination Audio policy to continuously incorporate improvements into products; all specifications are subject to change without notice. Copyright © 2009 Destination Audio. All Rights Reserved.